




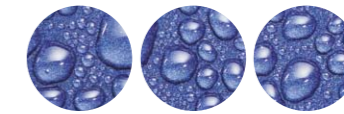
CHTPZGROUP

CHELYABINSK TUBE ROLLING PLANT • PERVOURALSK NEW PIPE PLANT



PRODUCT CATALOGUE

CONTENTS



COMPANY OVERVIEW	2
QUALITY MANAGEMENT SYSTEM	2
PRODUCT QUALITY CONTROL	3
TABLE OF CONFORMITY OF RUSSIAN AND FOREIGN STEEL GRADES	4
MANUFACTURING TECHNOLOGY (PROCESS FLOW SCHEMES)	8
PRODUCT RANGE	12
OCTG	12
API 5CT	12
Line pipes	13
API 5L	13
Seamless pipes and tubes	15
ASTM A53/A106	15
EN 10210-1,2	20
EN 10216-1	22
DIN 1629/2448	25
EN 10255, DIN 2440/2441	27
Industrial tubes and pipes	28
EN 10305-1, DIN 2391	28
EN 10305-4, DIN 2391	30
DIN 17175	32
ASTM A213/A312	32
EN 10216-5, DIN 17458	33
EN 10305-2, DIN 2393	34
EN 10305-3, DIN 2394	34
EN 10305-5, DIN 2395	35
Other	35
EN 10255, DIN 2439/2440/2441	35
EN 10296-1, DIN 1626/2458	36

COMPANY OVERVIEW

ChTPZ Group is one of the major Russian manufacturers of seamless and welded tubes and pipes. The Group incorporates Chelyabinsk Pipe Rolling Plant (ChTPZ) and Pervouralsk New Pipe Plant (PNTZ), Uraltrubostal Trade House as a steel trading division and oil service division is called Rimera.

During a 70-year presence on the market the company has gained rich experience in manufacturing and developing quality products for many sectors and the reputation of a reliable partner. The key customers of ChTPZ Group are the major oil-and-gas, industrial, and construction companies in Russia, CIS, EU, the Middle East, Africa, North America and South-East Asia.

Quality inspections and control is one of the key elements in a production process that ensures loyalty and trust of our customers. The regular certification and technical audits held at the production mills guarantee that company's products conform to various domestic and international standards. The Group holds ISO 9001:2000 quality management certification.

In line with industry demands the board of the Group has implemented a programme to enable the ChTPZ Group to improve the quality and update the product range to meet new requirements of the market.

Uraltrubostal Trade House is the marketing and sales arm of the Group. Uraltrubostal has representation across the CIS and all major world markets. The company prides itself on building strong close relationship with its customers so as to be able to quickly identify and deliver each clients' needs.

QUALITY MANAGEMENT SYSTEM

All products manufactured at the ChTPZ Group's plants (PNTZ and ChTPZ) have passed certification by Russian and international certification bodies. Pipe quality is certified by the German company TÜV for compliance with the requirements of the standards DIN, EN, API, Russian GOST and other internationally know standards.

The following documents and certification are available:

- International certificates on QC management system compliance with requirements of ISO 9001 issued by German (at PNTZ) and Canadian (at ChTPZ) certification bodies;
- American Petroleum Institute licenses on the right to use API monograms for plants products meeting API 5L, API 5CT, API Q1;
- TÜV certificates, confirming compliance of products and production of plants with European requirements (DIN, EN);
- Certification of conformity to the requirements of the Russian Maritime Registry of Shipping (RMRS) for marine vessels;
- The license of the Federal Service on Technological, Environmental and Nuclear Supervision (Rostekhnadzor) confirming the Group's products for use in nuclear plants;
- Conformity certificate for the Group's products that they meet the requirements of the Aviation Register

The responsibility, authority and interaction between our quality management team are a crucial part of our success in developing and maintaining the high standard of not only our product range but of our client relations.

Our products are delivered to the customer only after successfully passing through the required controls and tests relevant to the standards and clients' needs. These tests include non-destructive, pipe chemical analysis, metallographic and mechanical tests in our in-house certified testing centre which is fitted with all the required high technology equipment.

PRODUCT QUALITY CONTROL

The following types of pipe control are used:

- Outside surface quality control;
- Inside surface quality control;
- Geometry control: outside and (or) inside diameters, wall thickness, straightness, faces perpendicularity to pipe axis, bevel parameters (pursuant to normative documentation);
- Steel grade control.

In accordance with industry norms the Chemistry, Mechanical and Technological properties of the pipes as well as any other relevant parameters are subject to our quality control.

Outside surface visual inspection

Pipe outside surface visual inspection is an obligatory type of inspection for all sizes and purposes of pipes manufactured by the plant. Performed directly on the inspection tables by inspectors. Surface is inspected area by area by turning over each pipe in such a way so as to have the whole pipe surface inspected.

Pipe inside surface visual inspection

Pipe inside surface inspection is traditional for pipes for general industrial purpose. The point is that each pipe having sufficiently large internal diameter is illuminated with an electric lamp or reflecting lamp from the side opposite to the inspector to make inside surface investigation along the whole pipe length.

Inspection with application of periscopes under a special procedure with magnification by 4 times of the area of inspected surface is also carried out.

Control of pipes with small inside section (e.g., capillary) is made with the naked eye or with application of a magnifier (depending on requirements of normative documentation) on samples cut along the pipe ("boat").

Surface instrument inspection

Ultrasonic, Magnetic Induction and Eddy Current inspection are used for this inspection.

Wall thickness control

Wall thickness is checked at both pipe ends with a micrometer of a MT pipe type and the second accuracy rating or with a spring-loaded pressure indicator at least in two diametrically opposite points. Wall thickness instrument inspection is performed at ultrasonic units.

Outside diameter/Wall thickness control

Outside diameter is manually controlled with a smooth-action micrometer of MK type of the second accuracy rating

or with calibrated braces at least in two sections. At least two measurements are made in each section in mutually perpendicular plates. If non-compliance or maximum permissible figures are depicted, the number of sections and measurements is increased.

Instrument inspection is applied for pipes of responsible purpose and made simultaneously with surface discontinuity control, wall thickness at ultrasonic units. To control diameter of pipes of high accuracy compact electromagnetic diameter meter (CED) is used.

Pipe straightness control

Pipe straightness is usually ensured during the manufacturing procedure.

In cases of doubt actual straightness is measured with a gauging ruler of 1 m length and a set of probes #4 (2nd accuracy rating)

Bevel root face control

Performed upon requirement of normative documentation with a gauging ruler or a profile gauge.

Bevel angle control

Performed upon requirement with two angle meters or a profile gauge.

Pipe length measurement

Performed with rulers, gauge lines or automatically on special units with incremental transducers.

Steel grade control

Performed by the following methods:

- Metallographic arc spectroscopy (for alloyed steels);
- Chemical and spectral analyses.

TABLE OF CONFORMITY OF RUSSIAN AND FOREIGN STEEL GRADES

№	Steel Grade				Chemical Composition Content of elements, %										
					C	Si	Mn	Cr	Ni	Mo	Nb	Co			
	GOST	DIN	ASTM	API	maximum										
1	Ст1кп, Ст1пс				0,06-0,12	0,05-0,15	0,25-0,50	0,30							
2	Ст1пс				0,06-0,12	0,15-0,30	0,25-0,50	0,30							
3	Ст2кп				0,09-0,15	0,05	0,25-0,50	0,30							
4	Ст2пс, Ст2сп				0,09-0,15	0,05-0,30	0,25-0,50	0,30							
5	Ст3кп				0,14-0,22	0,05	0,30-0,60	0,30							
6		Ust 37.0 (1.0253)			0,20										
7	Ст3пс, Ст3сп				0,14-0,22	0,05-0,30	0,40-0,65	0,30							
8	Ст4кп, Ст4пс				0,18-0,27	0,05-0,15	0,40-0,70	0,30							
9	Ст4сп				0,18-0,27	0,15-0,30	0,40-0,70	0,30							
10	Ст5сп				0,28-0,37	0,15-0,30	0,50-0,80								
11	8				0,05-0,12	0,17-0,37	0,35-0,65	0,10	0,30						
12	08кп				0,05-0,12	0,03	0,25-0,50	0,10	0,30						
13	08пс				0,05-0,11	0,05-0,17	0,35-0,65	0,10	0,30						
14		RSt 34-2 (1.0034)			0,15	0,30	0,60								
15	08Ю				0,07	0,01	0,20-0,35	0,03	0,06						
16	10				0,07-0,14	0,17-0,37	0,35-0,65	0,15	0,3						
17		RSt 37-2 (1.0038)			0,17	0,30	0,70								
18		St 33 (1.0035)			not specified										
19		St 35 (1.0308)			0,17	0,35	0,40								
20		St 37.0 (1.0254)			0,17										
21			A		0,25	Min 0,10	0,27-0,93	0,40	0,40	0,15					
22			A		0,22		0,90								
23			A25		0,21		0,3-0,6								
24	10кп, 10пс				0,07-0,14	0,05-0,17	0,25-0,65	0,15	0,30						
25	15				0,12-0,19	0,17-0,37	0,35-0,65	0,25	0,30						
26	15кп, 15пс				0,12-0,19	0,05-0,17	0,25-0,65	0,25	0,30						
27	20				0,17-0,24	0,17-0,37	0,35-0,65	0,25	0,30						
28		St 44.0 (1.0256)			0,21										
29		St 44-2 (1.0044)			0,21	0,30	1,1								
30		St 45 (1.0408)			0,21	0,35	0,40								
31			B		0,30	Min 0,10	0,29-1,06	0,40							
32			B		0,28		1,2								
33	20кп, 20пс				0,17-0,24	0,05-0,17	0,25-0,65	0,25	0,30						
34	20-ПВ				0,18-0,24	0,17-0,37	0,35-0,65	0,15	0,15						
35	20А				0,17-0,24	0,17-0,37	0,35-0,65	0,25	0,25						
36	35				0,32-0,40	0,17-0,37	0,50-0,80	0,25	0,30						
37	45				0,42-0,50	0,17-0,37	0,50-0,80	0,25	0,30						
38	Д				0,41-0,48	0,17-0,37	0,65-0,90								
39	09Г2С				0,12	0,5-0,8	1,3-1,7	0,30	0,30						
40	10Г2, 10Г2А				0,07-0,15	0,17-0,37	1,20-1,60	0,30	0,30						
41	15ГС				0,12-0,18	0,7-1,0	0,9-1,3	0,30	0,30						
42	17ГС				0,14-0,20	0,4-0,6	1,0-1,4	0,30	0,30						
43	17Г1С				0,15-0,20	0,4-0,6	1,15-1,60	0,30	0,30						
44		St 52.0 (1.0580)			0,22	0,55	1,60								
45	10ХСНД				0,12	0,8-1,1	0,5-0,8	0,6-0,9	0,5-0,8						
46	14ХГС				0,11-0,16	0,4-0,7	0,9-1,3	0,5-0,8	0,30	0,08					
47	15Х				0,12-0,18	0,17-0,37	0,4-0,7	0,7-1,0	0,30						
48	15ХМ				0,11-0,18	0,17-0,37	0,40-0,70	0,80-1,10	0,30	0,40-0,55					
49	20Х				0,17-0,23	0,17-0,37	0,50-0,80	0,70-1,00	0,30						
50	30ХГСА				0,28-0,34	0,90-1,20	0,80-1,10	0,80-1,10	0,30						
51	30ХМА				0,26-0,33	0,17-0,37	0,40-0,70	0,80-1,10		0,15-0,25					
52	30ХМ				0,26-0,33	0,17-0,37	0,40-0,70	0,80-1,10	0,30	0,15-0,25					
53	38ХА				0,35-0,42	0,17-0,37	0,50-0,80	0,80-1,10							
54	38ХН3МФА				0,33-0,40	0,17-0,37	0,25-0,50	1,20-1,50	3,00-3,50	0,35-0,45					
55	40Х				0,36-0,44	0,17-0,37	0,50-0,80	0,8-1,10	0,30						
56	20ЮЧ				0,16-0,22	0,17-0,37	0,50-0,80	0,25							
57	36Г2С				0,32-0,40	0,4-0,7	1,50-1,80	0,25							
58	ШХ15				0,95-1,05	0,07-0,37	0,20-0,40	1,30-1,65	0,30						

№	Steel Grade				Chemical Composition Content of elements, %										
					S	P	Cu	V	Ti	N	Al	W			
	GOST	DIN	ASTM	API	maximum										
1	Ст1кп, Ст1пс				0,050	0,040									
2	Ст1пс				0,050	0,040				0,010					
3	Ст2кп				0,050	0,040									
4	Ст2пс, Ст2сп				0,050	0,040				0,010					
5	Ст3кп				0,050	0,040				0,010					
6		Ust 37.0 (1.0253)			0,040	0,040				0,007					
7	Ст3пс, Ст3сп				0,050	0,040				0,010					
8	Ст4кп, Ст4пс				0,050	0,040									
9	Ст4сп				0,050	0,040									
10	Ст5сп				0,050	0,040									
11	8				0,040	0,035	0,30								
12	08кп				0,040	0,035					0,006				
13	08пс				0,040	0,035					0,006				
14		RSt 34-2 (1.0034)			0,025	0,025									
15	08Ю				0,025	0,020					0,02-0,07				
16	10				0,040	0,035									
17		RSt 37-2 (1.0038)			0,025	0,025									
18		St 33 (1.0035)			not specified										
19		St 35 (1.0308)			0,025	0,025									
20		St 37.0 (1.0254)			0,040	0,040					0,009				
21			A		0,035	0,035	0,40	0,08							
22			A		0,030	0,030									
23			A25		0,030	0,030									
24	10кп, 10пс				0,040	0,035	0,30								
25	15				0,040	0,035					0,006				
26	15кп, 15пс				0,040	0,035					0,006				
27	20				0,040	0,035	0,30				0,008				
28		St 44.0 (1.0256)			0,040	0,040					0,009				
29		St 44-2 (1.0044)			0,025	0,025									
30		St 45 (1.0408)			0,025	0,025									
31			B		0,035	0,035									
32			B		0,030	0,030									
33	20кп, 20пс				0,040	0,035									
34	20-ПВ				0,015	0,015	0,15								
35	20А				0,035	0,035	0,20				0,008				
36	35				0,040	0,035	0,30								
37	45				0,040	0,035	0,30								
38	Д				0,045	0,045	0,25								
39	09Г2С				0,040	0,035	0,30								
40	10Г2, 10Г2А				0,035	0,035	0,30								
41	15ГС				0,025	0,035	0,30								
42	17ГС				0,040	0,040									
43	17Г1С				0,035	0,035	0,30					0,020			
44		St 52.0 (1.0580)			0,025	0,025						0,020			
45	10ХСНД				0,040	0,035	0,4-0,6								
46	14ХГС				0,040	0,035	0,30								
47	15Х				0,035	0,035	0,30								
48	15ХМ				0,035	0,035	0,30								
49	20Х				0,035	0,035	0,30								
50	30ХГСА				0,025	0,025									
51	30ХМА				0,025	0,025	0,30								
52	30ХМ				0,025	0,025	0,30								
53	38ХА				0,025	0,025	0,30								
54	38ХН3МФА				0,025	0,025	0,30	0,10-0,18							
55	40Х				0,035	0,035	0,30					0,03-0,10			
56	20ЮЧ				0,012	0,020									
57	36Г2С				0,035	0,035	0,20								
58	ШХ15				0,020	0,027	0,25								

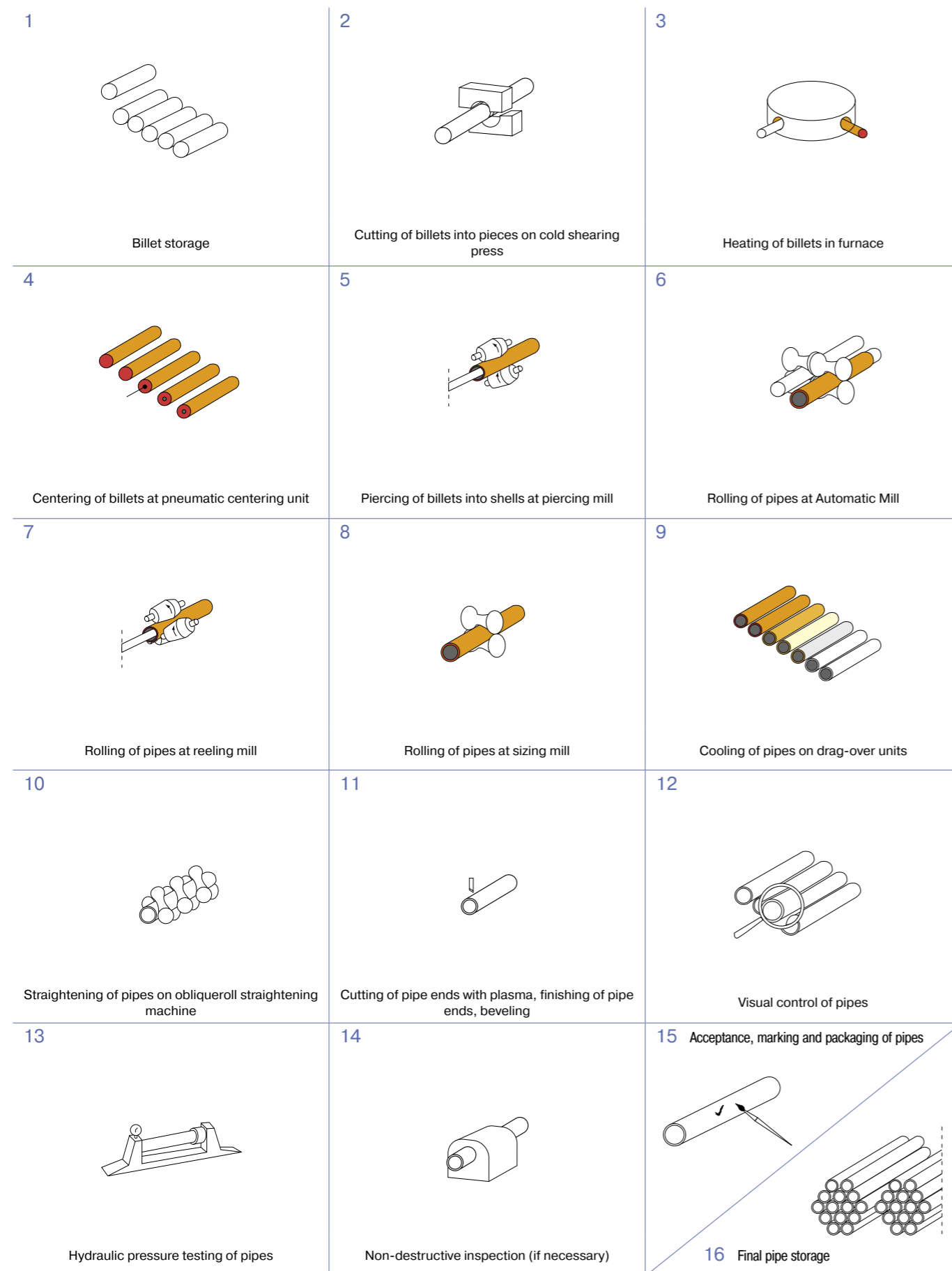
TABLE OF CONFORMITY OF RUSSIAN AND FOREIGN STEEL GRADES (cont'd)

№	Steel Grade				Chemical Composition Content of elements, %									
					C	Si	Mn	Cr	Ni	Mo	Nb	Co		
	GOST	DIN	ASTM	API	maximum									
59	ШХ15СГ				0,95-1,05	0,40-0,65	0,90-1,20	1,30-1,65	0,30					
60	12Х1МФ, 12Х1МФ-ПВ				0,10-0,15	0,17-0,37	0,40-0,70	0,90-1,20	0,30	0,25-0,35				
61	15Х5				0,15	0,5	0,5	4,5-6,0	0,60					
62	15Х5М				0,15	0,50	0,50	4,5-6,0	0,60	0,45-0,60				
63	15Х5ВФ				0,15	0,3-0,6	0,5	4,5-6,0	0,60					
64	08Х13				0,08	0,8	0,8	12-14						
65	08Х17Т				0,08	0,8	0,8	16-18						
66	12Х17				0,12	0,8	0,8	16-18						
67	15Х25Т				0,15	1	0,8	24-27						
68	15Х2В				0,15	1	0,8	27-30						
69	12Х13				0,09-0,15	0,8	0,8	12-14						
70	08Х20Н14С2				0,08	2,0-3,0	1,5	19-22	12-15					
71	08Х22Н6Т				0,08	0,8	0,8	21-23	5,3-6,3					
72	03Х17Н14М3				0,03	0,4	1-2	16,8-18,3	13,5-15	2,2-2,8				
73		X2CrNiMo17132 (1.4404)			0,03	1	2	16,5-18,5	11-14	2,0-2,5				
74			TP 316L		0,035	0,75	2	16-18	10-15	2,0-3,0				
75	03Х18Н11				0,03	0,8	0,7-0,2	17-19	10,5-12,5					
76		X2CrNi1911 (1.4306)			0,030	1	2	18-20	10-12,5					
77			TP 304L		0,035	0,75	2	18-20	8-13					
78	04Х18Н10				0,04	0,8	2	17-19	9-11					
79	06Х18Н10Т				0,06	0,8	1-2	17-19	9-11					
80	08Х16Н11М3				0,08	0,4-0,8	1,0-1,7	15-17	10-12	2,0-2,5				
81		X5CrNiMo17122 (1.4401)			0,07	1	2	16,5-18,5	10,5-13,5	2,0-2,5				
82			TP 316		0,08	0,75	2	16-18	11-14	2,0-3,0				
83	08Х17Н15М3Т				0,08	0,8	2	16-18	14-16	3,0-4,0				
84	08Х18Н10				0,08	0,8	2	17-19	9-11					
85		X5CrNi1810 (1.4301)			0,07	1	2	17-19	8,5-10,5					
86			TP 304		0,08	0,75	2	18-20	8-11					
87	08Х18Н10Т				0,08	0,8	2	17-19	9-11					
88		X6CrNiTi1810 (1.4541)			0,08	1	2	17-19	9-12					
89			TP 321		0,08	0,75	2	17-20	9-13				A213 5C-0,6 A312 5C-0,7	
90	08Х18Н12Т				0,08	0,8	2	17-19	11-13				5C-0,6	
91	08Х18Н12В				0,08	0,8	2	17-19	11-13	10C-1,1				
92	09Х18Н10Т				0,07-0,10	0,8	1-2	17-19	9-11				5C-0,7	
93	10Х13Г12ВС2Н2Д2				0,06-0,10	1,8-2,2	12,0-13,50	11,5-13,0	1,8-2,5	0,6-1,0				
94	10Х17Н13М2Т				0,10	0,8	2	16-18	12-14	2,0-3,0			5C-0,7	
95		X6CrNiMoTi17122 (1.4571)			0,08	1	2	16,5-18,5	10,5-13,5	2,0-2,5			5C-0,8	
96	10Х23Н18				0,10	1	2	22-25	17-20					
97	12Х18Н9				0,12	0,8	2	17-19	8-10					
98	12Х18Н10Т				0,12	0,8	2	17-19	9-11				ГОСТ9941 5C-0,8 ГОСТ10498 5 (C-00,2)-0,7	
99	12Х18Н10Т-ВД				0,12	0,80	2	17-19	9-11				(C-0,02)*5- 0,7	
100	12Х18Н12Т				0,12	0,80	2	17-19	11-13				C*5-0,7	
101	17Х18Н9				0,13-0,21	0,8	2,0	17-19	8-10					
102	Сплав 29НК, 29НК-ВИ				0,03	0,30	0,40	0,1	28,5-29,5					0,2
103	06ХН28МДТ				0,06	0,8	0,8	22-25	25-29	2,5-3,0				

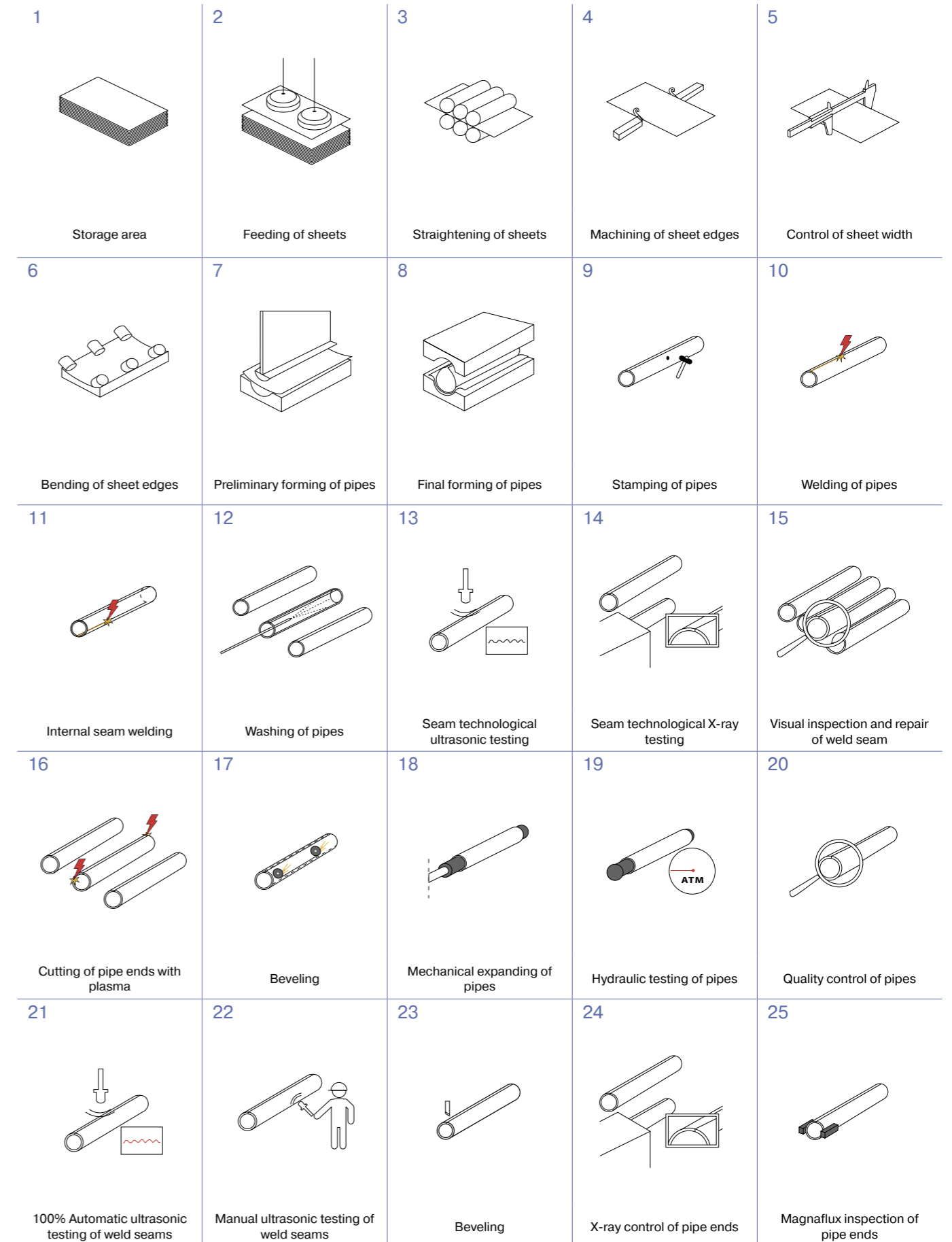
№	Steel Grade				Chemical Composition Content of elements, %									
					S	P	Cu	V	Ti	N	Al	W		
	GOST	DIN	ASTM	API	maximum									
59	ШХ15СГ				0,020	0,027	0,25							
60	12Х1МФ, 12Х1МФ-ПВ				0,025	0,025	0,20							
61	15Х5				0,025	0,030	0,20							
62	15Х5М				0,025	0,030	0,20							
63	15Х5ВФ				0,025	0,030		0,4-0,6						0,4-0,7
64	08Х13				0,025	0,030	0,30					0,2		
65	08Х17Т				0,025	0,035						5C-0,8		
66	12Х17				0,025	0,035								
67	15Х25Т				0,025	0,035						5*С-0,9		
68	15Х2В				0,025	0,035	0,30							
69	12Х13				0,025	0,030								
70	08Х20Н14С2				0,025	0,035								
71	08Х22Н6Т				0,025	0,035						5C-0,65		
72	03Х17Н14М3				0,020	0,030								
73		X2CrNiMo17132 (1.4404)			0,030	0,045								
74			TP 316L		0,030	0,040								
75	03Х18Н11				0,020	0,030								
76		X2CrNi1911 (1.4306)			0,030	0,045								
77			TP 304L		0,030	0,040								
78	04Х18Н10				0,020	0,030								
79	06Х18Н10Т				0,02	0,035						5*С-0,6		
80	08Х16Н11М3				0,020	0,020								
81		X5CrNiMo17122 (1.4401)			0,030	0,045								
82			TP 316		0,030	0,040								
83	08Х17Н15М3Т				0,020	0,035						0,3-0,6		
84	08Х18Н10				0,020	0,035								
85		X5CrNi1810 (1.4301)			0,030	0,045								
86			TP 304		0,030	0,040								
87	08Х18Н10Т				0,020	0,035						5C-0,7		
88		X6CrNiTi1810 (1.4541)			0,030	0,045						5C-0,8		
89			TP 321		0,030	0,040						A213 5C-0,6 A312 5C-0,7		
90	08Х18Н12Т				0,020	0,035						5C-0,6		
91	08Х18Н12В				0,020	0,035								
92	09Х18Н10Т				0,020	0,035						5C-0,7		
93	10Х13Г12ВС2Н2Д2				0,020	0,030	2,0-2,5							
94	10Х17Н13М2Т				0,020	0,035						5C-0,7		
95		X6CrNiMoTi17122 (1.4571)			0,030	0,045						5C-0,8		
96	10Х23Н18				0,020	0,035								
97	12Х18Н9				0,020	0,035								
98	12Х18Н10Т				0,020	0,035						ГОСТ9941 5C-0,8 ГОСТ10498 5 (C-00,2)-0,7		
99	12Х18Н10Т-ВД				0,015	0,015	0,25					(C-0,02)*5- 0,7		
100	12Х18Н12Т				0,020	0,035	0,30					C*5-0,7		
101	17Х18Н9				0,020	0,035								
102	Сплав 29НК, 29НК-ВИ				0,015	0,015	0,2							0,2
103	06ХН28МДТ				0,020	0,035	2,5-3,5					0,5-0,9		

MANUFACTURING TECHNOLOGY (PROCESS FLOW SCHEMES)

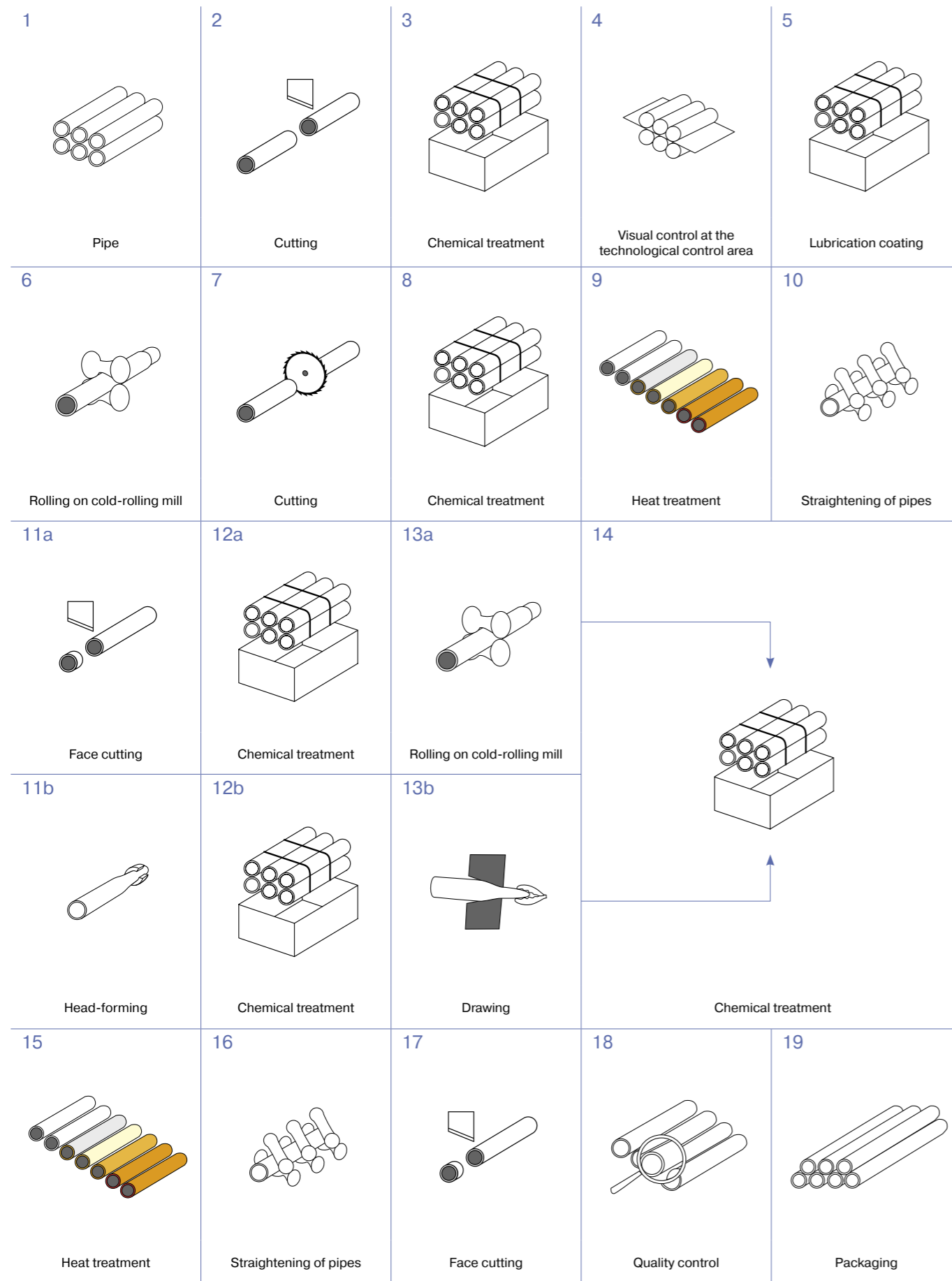
Hot-rolled Tubes and Pipes



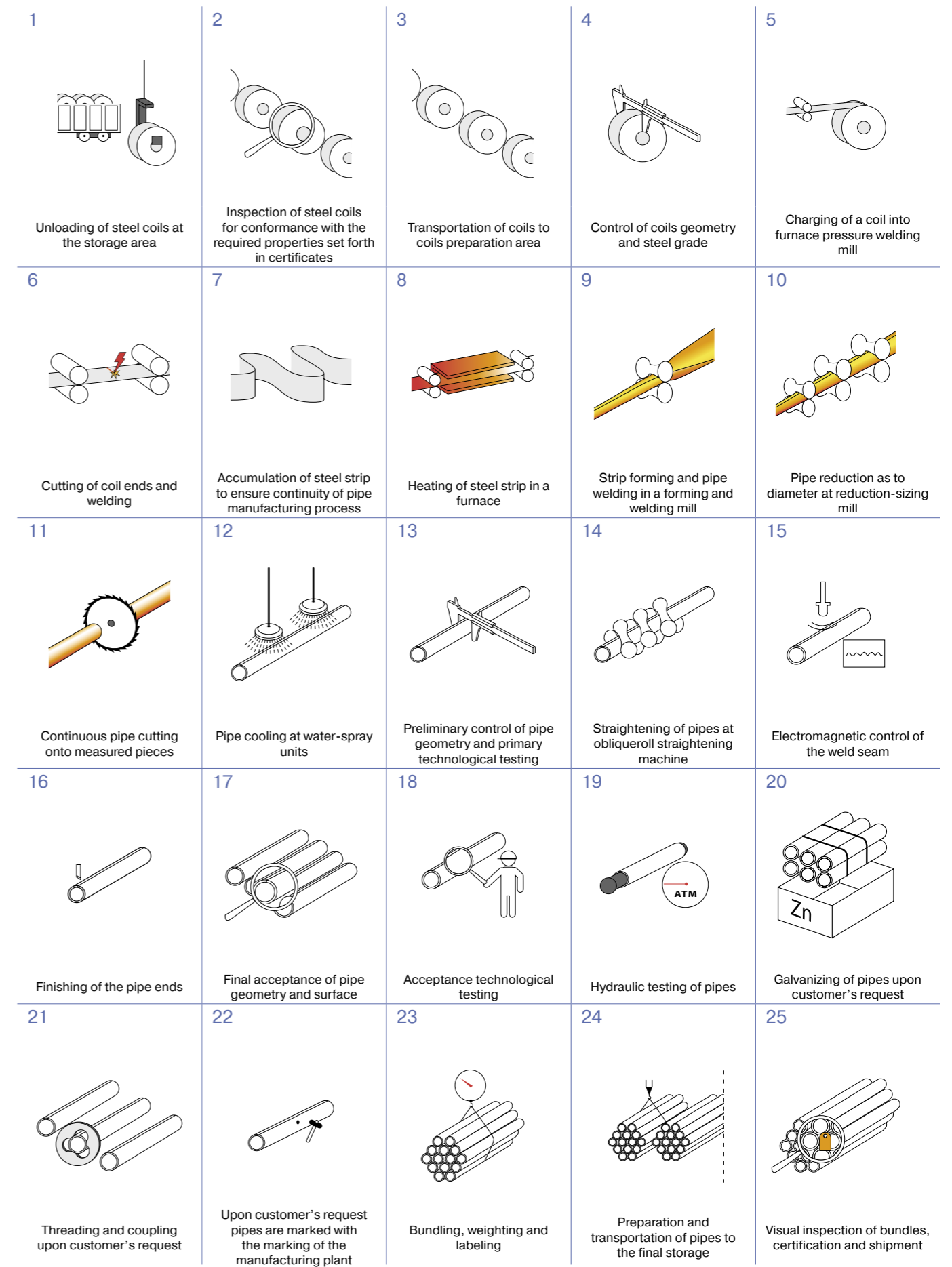
Longitudinal Welded Large-Diameter Pipes (LSAW)



Cold-formed Tubes and Pipes



Butt-welded Pipes for Water and Gas Transmission



PRODUCT RANGE

OCTG

Seamless Tubing

API 5CT

Label			OD, mm	Nominal weight, kg/m		Wall thickness, mm	Type of end-finish				
1	2			NU T&C	EU T&C		H40	J55	L80 Type1	N80 Type 1,Q	P110
	NU T&C	EU T&C									
2-3/8	4.00	—	60,32	5,95	—	4,24	PN	PN	PN	PN	—
2-3/8	4.60	4.70	60,32	6,85	6,99	4,83	PNU	PNU	PNU	PNU	—
2-3/8	5.80	5.95	60,32	8,63	8,85	6,45	—	—	—	—	PNU PNU
2-7/8	6.40	6.50	73,02	9,52	9,67	5,51	PNU	PNU	PNU	PNU	PNU
2-7/8	7.80	7.90	73,02	11,61	11,76	7,01	—	—	—	—	PNU
2-7/8	8.60	8.70	73,02	12,80	12,95	7,82	—	—	—	—	PNU
3-1/2	7.70	—	88,90	11,46	—	5,49	PN	PN	PN	PN	—
3-1/2	9.20	9.30	88,90	13,69	13,84	6,45	PNU	PNU	PNU	PNU	PNU
3-1/2	10.20	—	88,90	15,18	—	7,34	PN	PN	PN	PN	—
4-1/2	12.60	12.75	114,30	18,75	—	6,88	PN	PN	PN	PN	—

Thread type – 10R.

P – Plain end, N – Non-upset threaded and coupled, U – External upset threaded and coupled.

Tubes are produced in accordance with PSL1,2,3.

Length: R2.

Seamless Casing

API 5CT

Label		OD, mm	Nominal weight, kg/m	Wall thickness, mm	Type of end-finish				
1	2				J55 K55	M65	L80 Type1	N80 Type1,Q	P110
4-1/2	10.50	114,30	15,63	5,69	B	B	—	—	—
	11.60		17,26	6,35	B	B	B	B	B
	13.50		20,09	7,37	—	B	B	B	B
	15.10		22,47	8,56	—	—	—	—	B
5-1/2	15.50	139,70	23,07	6,98	B	B	—	—	—
	17.00		25,30	7,72	B	B	B	B	B
	20.00		29,76	9,17	—	B	B	B	B
	23.00		34,23	10,54	—	B	B	B	B
6-5/8	20.00	168,28	29,76	7,32	B	B	—	—	—
	24.00		35,72	8,94	B	B	B	B	B
	28.00		41,67	10,59	—	B	B	B	B
	32.00		47,62	12,06	—	—	B	B	B
7	23.00	177,80	34,23	8,05	B	B	B	B	—
	26.00		38,69	9,19	B	B	B	B	B
	29.00		43,16	10,36	—	B	B	B	B
	32.00		47,62	11,51	—	B	B	B	B
	35.00		52,09	12,65	—	—	B	B	B
	38.00		56,55	13,72	—	—	B	B	B

B – Buttress thread.

Tubes are produced in accordance with PSL1,2,3.

Length: R2.

Line pipes

Seamless Line Pipe

API 5L

NPS	OD		Wall thickness	
	inch	mm	inch	mm
2 3/8	2.375	60,30	0.142	3,60
			0.157	4,00
			0.177	4,50
			0.189	4,80
			0.197	5,00
			0.213	5,40
			0.220	5,60
			0.248	6,30
2 7/8	2.875	73,00	0.157	4,00
			0.177	4,50
			0.189	4,80
			0.197	5,00
			0.213	5,40
			0.220	5,60
			0.248	6,30
			3 1/2	3.500
0.177	4,50			
0.189	4,80			
0.197	5,00			
0.213	5,40			
0.220	5,60			
0.248	6,30			
0.279	7,10			
4 1/2	4.500	114,30	0.189	4,80
			0.197	5,00
			0.213	5,40
			0.220	5,60
			0.248	6,30
			0.279	7,10

PSL 1,2: A-X80¹.

Length: 5,8-11,8 m.

Pipes are not threaded and coupled.

¹ Steel grades in accordance with API 5L 43th edition. Steel grades in accordance with API 5L 44th edition are as follows - PSL1: L210(A); L245(B); L320(X46); L360(X52); L390(X56); L415(X60); L450(65); L485(X70); PSL2 - L245N (BN); L245Q (BQ); L290N (X42N); L290Q (X42Q); L320N (X46N); L320Q (X46Q); L360N (X52N); L360Q (X52Q); L390N (X56N); L390Q (X56Q); L415N (X60N); L415Q (X60Q); L450Q (X65Q); L485Q (X70Q); L555Q (X80Q).

Welded Line Pipe (LSAW)

API 5L

OD		Wall thickness	
inch	mm	inch	mm
24	610,00	0,313	7,90
		0,343	8,70
		0,375	9,50
		0,406	10,30
		0,438	11,10
28	711,00	0,469	11,90
		0,343	8,70
		0,375	9,50
		0,406	10,30
30	762,00	0,438	11,10
		0,469	11,90
		0,343	8,70
		0,375	9,50
32	813,00	0,406	10,30
		0,438	11,10
		0,469	11,90
		0,375	9,50
40	1016,00	0,406	10,30
		0,438	11,10
		0,469	11,90
		0,500	12,70
		0,563	14,30
		0,625	15,90
		0,689	17,50
42	1067,00	0,750	19,10
		0,811	20,60
		0,438	11,10
		0,469	11,90
		0,500	12,70
		0,563	14,30
		0,625	15,90
48	1219,00	0,689	17,50
		0,750	19,10
		0,811	20,60
		0,469	11,90
		0,500	12,70
		0,563	14,30
		0,625	15,90

PSL1, 2: B-X70².
 Length: 10.5 – 12.0 m.
 Pipes are supplied both with external anticorrosion coating and the internal flow coating.

² Steel grades in accordance with API 5L 43th edition. Steel grades in accordance with API 5L 44th edition are as follows - PSL1: L245 (B), L360 (X52), L390 (X56), L415 (X60), L450 (65), L485 (X70); PSL2: L245M (BM), L360M (X52M), L390M (X56M); L415M (X60M); L450M (X65M); L485M (X70M).

Seamless pipes and tubes

Seamless Mechanical and Structural Tubes and Pipes

ASTM A53/A106

	cold-formed
	hot-rolled

Nominal size	Outside diameter	Wall thickness		Schedule No.	Weight Class	Weight per meter, kg
		mm	inch			
1/8	10,30	1,73	0,068	40	STD	0,37
		2,41	0,095	80	XS	0,47
1/4	13,70	2,24	0,088	40	STD	0,63
		3,02	0,119	80	XS	0,80
3/8	17,10	2,31	0,091	40	STD	0,84
		3,20	0,126	80	XS	1,10
1/2	21,30	2,77	0,109	40	STD	1,27
		3,73	0,147	80	XS	1,62
3/4	26,70	2,87	0,113	40	STD	1,69
		3,91	0,154	80	XS	2,20
		5,56	0,219	160		2,90
1	33,40	3,38	0,133	40	STD	2,50
		4,55	0,179	80	XS	3,24
		6,35	0,250	160		4,24
1 1/4	42,20	3,56	0,140	40	STD	3,39
		4,85	0,191	80	XS	4,47
		6,35	0,250	160		5,61
		9,70	0,382		XXS	7,77
1 1/2	48,30	3,68	0,145	40	STD	4,05
		5,08	0,200	80	XS	5,41
		7,14	0,281	160		7,25
		10,15	0,400		XXS	9,55
2	60,30	2,11	0,083			3,03
		2,77	0,109			3,93
		3,18	0,125			4,48
		3,58	0,141			5,01
		3,91	0,154	40	STD	5,44
		4,37	0,172			6,03
		4,78	0,188			6,54
		5,54	0,218	80	XS	7,48
		6,35	0,250			8,45
		7,14	0,281			9,36
		8,74	0,344	160		11,11
11,07	0,436		XXS	13,44		

Seamless Mechanical and Structural Tubes and Pipes (cont'd)

ASTM A53/A106

Nominal size inch	Outside diameter mm	Wall thickness		Schedule No.	Weight Class	Weight per meter, kg
		mm	inch			
2 1/2	73,00	2,11	0,083			3,69
		2,77	0,109			4,80
		3,05	0,120			5,26
		3,18	0,125			5,48
		3,58	0,141			6,13
		3,96	0,156			6,74
		4,37	0,172			7,40
		4,78	0,188			8,04
		5,16	0,203	40	STD	8,63
		5,49	0,216			9,14
		6,35	0,250			10,44
		7,01	0,276	80	XS	11,41
		9,53	0,375	160		14,92
		14,02	0,552		XXS	20,39
		3	88,90	3,58	0,141	
3,96	0,156					8,30
4,37	0,172					9,11
4,78	0,188					9,92
5,49	0,216			40	STD	11,29
6,35	0,250					12,93
7,14	0,281					14,40
7,62	0,300			80	XS	15,27
11,13	0,438			160		21,35
3 1/2	101,60	15,24	0,600		XXS	27,68
		3,96	0,156			9,54
		4,37	0,172			10,48
		4,78	0,188			11,41
		5,74	0,226	40	STD	13,57
		6,35	0,250			14,92
		7,14	0,281			16,63
4	114,30	8,08	0,318	80	XS	18,64
		4,78	0,188			12,91
		5,16	0,203			13,89
		5,56	0,219			14,91
		6,02	0,237	40	STD	16,08
		6,35	0,250			16,91
		7,14	0,281			18,87
		7,92	0,312			20,78
		8,56	0,337	80	XS	22,32
		11,13	0,438	120	XS	28,32
		13,49	0,531	160		33,54
17,12	0,674		XXS	41,03		

Nominal size inch	Outside diameter mm	Wall thickness		Schedule No.	Weight Class	Weight per meter, kg		
		mm	inch					
5	141,30	5,56	0,219			18,61		
		6,55	0,258	40	STD	21,77		
		7,14	0,281			23,62		
		7,92	0,312			26,05		
		8,74	0,344			28,57		
		9,53	0,375	80	XS	30,97		
		12,70	0,500	120		40,28		
		15,88	0,625	160		49,12		
		19,05	0,750		XXS	57,43		
		6	168,30	7,11	0,280	40	STD	28,26
				7,92	0,312			31,33
8,74	0,344					34,39		
9,53	0,375					37,31		
10,97	0,432			80	XS	42,56		
12,70	0,500					48,73		
14,27	0,562			120		54,21		
15,88	0,625					59,69		
18,26	0,719			160		67,57		
19,05	0,750					70,12		
8	219,10	21,95	0,864		XXS	79,22		
		22,23	0,875			80,08		
		8,18	0,322	40	STD	42,55		
		8,74	0,344			45,34		
		9,53	0,375			49,25		
		10,31	0,406	60		53,09		
		11,13	0,438			57,08		
		12,70	0,500	80	XS	64,64		
		14,27	0,562			72,08		
		15,09	0,594	100		75,92		
		15,88	0,625			79,59		
10	273,00	18,26	0,719	120		90,44		
		19,05	0,750			93,98		
		20,62	0,812	140		100,93		
		22,23	0,875		XXS	107,93		
		23,01	0,906	160		111,27		
		25,40	1,000			121,33		
		8,74	0,344			56,96		
		9,27	0,365	40	STD	60,29		
		11,13	0,438			71,88		
		12,70	0,500	60	XS	81,53		
		15,09	0,594	80		95,98		
18,26	0,719	100		114,71				

Seamless Mechanical and Structural Tubes and Pipes (cont'd)

ASTM A53/A106

Nominal size inch	Outside diameter mm	Wall thickness		Schedule No.	Weight Class	Weight per meter, kg		
		mm	inch					
10	273,00	20,62	0,812			128,34		
		21,44	0,844	120		133,01		
		25,40	1,000	140	XXS	155,1		
		28,58	1,125	160		172,27		
12	323,80	8,38	0,330	30		65,19		
		8,74	0,344			67,91		
		9,53	0,375		STD	73,86		
		10,31	0,406	40		79,71		
		11,13	0,438			85,82		
		12,70	0,500		XS	97,44		
		14,27	0,562	60		108,93		
		17,48	0,688	80		132,05		
		21,44	0,844	100		159,87		
		25,40	1,000	120		186,92		
		28,58	1,125	140		208,08		
		33,32	1,312	160		238,69		
		14	355,60	8,74	0,344			74,76
				9,53	0,375	30	STD	81,33
11,13	0,438			40		94,55		
11,91	0,469					100,95		
12,70	0,500				XS	107,40		
15,09	0,594			60		126,72		
19,05	0,750			80		158,11		
23,83	0,938			100		194,98		
27,79	1,094			120		224,66		
31,25	1,250			140		253,58		
35,71	1,406			160		281,72		
50,80	2,000					381,85		
53,98	2,125					401,52		
55,88	2,200					413,04		
16	406,40	9,53	0,375	30	STD	93,27		
		11,13	0,438			108,49		
		11,91	0,469			115,87		
		12,70	0,500	40	XS	123,31		
		16,66	0,656	60		160,13		
		21,44	0,844	80		203,54		
		22,23	0,875			210,61		
		26,19	1,031	100		245,57		
		30,96	1,219	120		286,66		
		36,53	1,438	140		333,21		
40,49	1,594	160		365,38				

Nominal size inch	Outside diameter mm	Wall thickness		Schedule No.	Weight Class	Weight per meter, kg
		mm	inch			
18	457,00	14,27	0,562	40		155,81
		19,05	0,750	60		205,75
		23,83	0,938	80		254,57
		29,36	1,156	100		309,64
		34,93	1,375	120		363,58
		39,67	1,562	140		408,28
		45,24	1,781	160		459,39
20	508,00	26,19	1,031	80		311,19
		32,54	1,281	100		381,55
		38,10	1,500	120		441,52
		44,45	1,750	140		508,15
		50,01	1,969	160		564,85

Steel grades: A, B.

Pipes are subjected to 100% non-destructive testing in accordance with ASTM E309, ASTM E213 instead of hydrotesting.

Limit deviations of the outside diameter is +/- 1,25 % for pipes with nominal outside diameter is 355,6, 406,4, 457 and 508 mm.

Seamless Mechanical and Structural Tubes and Pipes

EN 10210-1,2

	cold-formed
	hot-rolled

Outside diameter, mm	2,3	2,6	3,2	4,0	5,0	6,0	6,3	8,0	8,8	10,0	12,5	14,2	16,0	
	Wall thickness,mm													
21,30														
26,90														
33,70														
42,40														
48,30														
60,30														
76,10														
88,90														
101,60														
114,30														
139,70														
168,30														
177,80														
193,70														
219,10														
273,00														
323,90														
355,60														
406,40														
457,00														
508,00														

	20,0	22,5	25,0	28,0	30,0	32,0	36,0	40,0	45,0	50,0	55,0	60,0	65,0	Outside diameter, mm
	Wall thickness,mm													
														21,30
														26,90
														33,70
														42,40
														48,30
														60,30
														76,10
														88,90
														101,60
														114,30
														139,70
														168,30
														177,80
														193,70
														219,10
														273,00
														323,90
														355,60
														406,40
														457,00
														508,00

Steel grades: S235JRH; S275JOH; S275J2H; S355JOH; S355J2H.

The manufacture of dimensions different to those indicated can be agreed upon.

Limit deviations of the outside diameter is +/- 1,25 % for pipes with nominal outside diameter of 355,6, 406,4, 457 and 508 mm.

Seamless Mechanical and Structural Tubes and Pipes

DIN 1629/2448

	cold-formed
	hot-rolled

Outside diameter, mm	Sn, mm	Wall thickness, mm																
		1,6	1,8	2,0	2,3	2,6	2,9	3,2	3,6	4,0	4,5	5,0	5,6	6,3	7,1	8,0	8,8	10,0
10,20	1,60																	
13,50	1,80																	
16,00	1,80																	
17,20	1,80																	
19,00	2,00																	
20,00	2,00																	
21,30	2,00																	
25,00	2,00																	
25,40	2,00																	
26,90	2,30																	
30,00	2,60																	
31,80	2,60																	
33,70	2,60																	
38,00	2,60																	
42,40	2,60																	
44,50	2,60																	
48,30	2,60																	
51,00	2,60																	
54,00	2,60																	
57,00	2,90																	
60,30	2,90																	
63,50	2,90																	
70,00	2,90																	
73,00	2,90																	
76,10	2,90																	
82,50	3,20																	
88,90	3,20																	
101,60	3,60																	
108,00	3,60																	
114,30	3,60																	
127,00	4,00																	
133,00	4,00																	
139,70	4,00																	
152,40	4,50																	
159,00	4,50																	
168,30	4,50																	
177,80	5,00																	
193,70	5,60																	
219,10	6,30																	
273,00																		
323,90																		
355,60																		
406,40																		
457,00																		
508,00																		

	Wall thickness, mm																	Sn, mm	Outside diameter, mm	
	11,0	12,5	14,2	16,0	17,5	20,0	22,2	25,0	28,0	30,0	32,0	36,0	40,0	45,0	50,0	55,0	60,0			65,0
																			1,60	10,20
																			1,80	13,50
																			1,80	16,00
																			1,80	17,20
																			2,00	19,00
																			2,00	20,00
																			2,00	21,30
																			2,00	25,00
																			2,00	25,40
																			2,30	26,90
																			2,60	30,00
																			2,60	31,80
																			2,60	33,70
																			2,60	38,00
																			2,60	42,40
																			2,60	44,50
																			2,60	48,30
																			2,60	51,00
																			2,60	54,00
																			2,90	57,00
																			2,90	60,30
																			2,90	63,50
																			2,90	70,00
																			2,90	73,00
																			2,90	76,10
																			3,20	82,50
																			3,20	88,90
																			3,60	101,60
																			3,60	108,00
																			3,60	114,30
																			4,00	127,00
																			4,00	133,00
																			4,00	139,70
																			4,50	152,40
																			4,50	159,00
																			4,50	168,30
																			5,00	177,80
																			5,60	193,70
																			6,30	219,10
																				273,00
																				323,90
																				355,60
																				406,40
																				457,00
																				508,00

Steel grades: St 37.0, St 44.0, St 52.0.

For tubes with OD Ø57; 60,3; 63,5 and wall thickness ≥ 12,5 mm the wall thickness tolerance is +12,5%, -10%.

Limit deviations of the outside diameter is +/- 1,25 % for pipes with nominal outside diameter of 355,6, 406,4, 457 and 508 mm.

Leakage test of pipes is made using non-destructive methods

Seamless Water and Gas Transmission Pipes

EN 10255, DIN 2440/2441

	cold-formed
	hot-rolled

Outside diameter, mm		Wall thickness, mm									
		1,80	2,00	2,30	2,35	2,60	2,65	2,90	3,20	3,25	
10,20	EN 10255										
	DIN 2440										
	DIN 2441										
13,50	EN 10255										
	DIN 2440										
	DIN 2441										
17,20	EN 10255										
	DIN 2440										
	DIN 2441										
21,30	EN 10255										
	DIN 2440										
	DIN 2441										
26,90	EN 10255										
	DIN 2440										
	DIN 2441										
33,70	EN 10255										
	DIN 2440										
	DIN 2441										
42,40	EN 10255										
	DIN 2440										
	DIN 2441										
48,30	EN 10255										
	DIN 2440										
	DIN 2441										
60,30	EN 10255										
	DIN 2440										
	DIN 2441										
76,10	EN 10255										
	DIN 2440										
	DIN 2441										
88,90	EN 10255										
	DIN 2440										
	DIN 2441										
101,60	EN 10255										
114,30	EN 10255										
	DIN 2440										
	DIN 2441										
139,70	EN 10255										
	DIN 2440										
	DIN 2441										

	Wall thickness, mm								Outside diameter, mm	
	3,60	3,65	4,00	4,05	4,50	4,85	5,00	5,40		
									EN 10255	10,20
									DIN 2440	
									DIN 2441	
									EN 10255	13,50
									DIN 2440	
									DIN 2441	
									EN 10255	17,20
									DIN 2440	
									DIN 2441	
									EN 10255	21,30
									DIN 2440	
									DIN 2441	
									EN 10255	26,90
									DIN 2440	
									DIN 2441	
									EN 10255	33,70
									DIN 2440	
									DIN 2441	
									EN 10255	42,40
									DIN 2440	
									DIN 2441	
									EN 10255	48,30
									DIN 2440	
									DIN 2441	
									EN 10255	60,30
									DIN 2440	
									DIN 2441	
									EN 10255	76,10
									DIN 2440	
									DIN 2441	
									EN 10255	88,90
									DIN 2440	
									DIN 2441	
									EN 10255	101,60
									EN 10255	114,30
									DIN 2440	
									DIN 2441	
									EN 10255	139,70
									DIN 2440	
									DIN 2441	

Steel grade: St 33, S195T.
 Length up to 9 m.
 Length of tubes with conservation coating up to 7.5 m.
 The pipes are supplied without thread and couplings

Industrial tubes and pipes

Seamless Precision Tube

EN 10305-1, DIN 2391

nominal size	Wall thickness, mm													
	0,50	0,80	1,00	1,20	1,50	1,80	2,00	2,20	2,50	2,80	3,00	3,50	4,00	4,50
6,00														
7,00														
8,00														
9,00														
10,00														
12,00														
14,00														
15,00														
16,00														
18,00														
20,00														
22,00														
25,00														
26,00														
28,00														
30,00														
32,00														
35,00														
38,00														
40,00														
42,00														
45,00														
48,00														
50,00														
56,00														
60,00														
65,00														
70,00														
75,00														
80,00														
85,00														
90,00														
95,00														
100,00														
110,00														
120,00														
130,00														
140,00														
150,00														
160,00														
170,00														
180,00														
190,00														
200,00														
220,00														
240,00														
260,00														
280,00														
300,00														

Steel grades: EN 10305-1 - E235, E355; DIN 2391 - St35, St45, St52.
 Length up to 9 m.
 Delivery condition: EN 10305-1: +A, +N, +SR; DIN 2391: GBK,NBK, BKS, for

nominal size	Wall thickness, mm														
	5,00	5,50	6,00	7,00	8,00	9,00	10,00	12,00	14,00	16,00	18,00	20,00	22,00	25,00	26,00
6,00															
7,00															
8,00															
9,00															
10,00															
12,00															
14,00															
15,00															
16,00															
18,00															
20,00															
22,00															
25,00															
26,00															
28,00															
30,00															
32,00															
35,00															
38,00															
40,00															
42,00															
45,00															
48,00															
50,00															
56,00															
60,00															
65,00															
70,00															
75,00															
80,00															
85,00															
90,00															
95,00															
100,00															
110,00															
120,00															
130,00															
140,00															
150,00															
160,00															
170,00															
180,00															
190,00															
200,00															
220,00															
240,00															
260,00															
280,00															
300,00															

Seamless Precision Tubes

EN 10305-4, DIN 2391

nominal size	1,00	1,20	1,50	1,80	2,00	2,20	2,50	2,80	3,00	3,50	4,00	4,50	5,00	5,50
12,00														
14,00														
15,00														
16,00														
18,00														
20,00														
22,00														
25,00														
26,00														
28,00														
30,00														
32,00														
35,00														
38,00														
40,00														
42,00														
45,00														
48,00														
50,00														
56,00														
60,00														
65,00														
70,00														
75,00														
80,00														
85,00														
90,00														

Steel grades: EN 10305-4 - E235, E355; DIN 2391 -St35, St45, St52.

Length up to 9m.

Delivery condition: EN 10305-4: +A, +N, +SR; DIN 2391: GBK,NBK, BKS.

	6,00	7,00	8,00	9,00	10,00	12,00	14,00	16,00	18,00	20,00	22,00	25,00	26,00	nominal size
														12
														14
														15
														16
														18
														20
														22
														25
														26
														28
														30
														32
														35
														38
														40
														42
														45
														48
														50
														56
														60
														65
														70
														75
														80
														85
														90

Seamless Pipes for Boilers

DIN 17175

Outside diameter, mm	Wall thickness, mm															
	2,30	2,60	2,90	3,20	3,60	4,00	4,50	5,00	5,60	6,30	7,10	8,00	8,80	10,00	11,00	12,00
25,00																
25,40																
26,90																
30,00																
31,80																
33,70																
38,00																
42,40																
44,50																
48,30																
51,00																
54,00																
57,00																
60,30																
63,50																
70,00																
73,00																
76,10																
88,90																

Steel grades: St 35.8, St 45.8, 15Mo3, 13CrMo44, 10GMo910.

Cold-formed pipes are manufactured

Length up to 11.5 m.

Quality level: I, II and III.

Dimensions: in accordance with DIN 2448.

Seamless Stainless Tubes and Pipes

ASTM A213/A312

HPS	Outside diameter		Nominal wall thickness							
			line 5S		line 10S		line 40S		line 80S	
	inch	mm	inch	mm	inch	mm	inch	mm	inch	mm
1/8	0,405	10,29			0,049	1,24	0,068	1,73	0,095	2,41
1/4	0,540	13,73			0,065	1,65	0,088	2,24	0,119	3,02
3/8	0,675	17,15			0,065	1,65	0,091	2,31	0,126	3,2
1/2	0,840	21,34	0,065	1,65	0,083	2,11	0,109	2,77	0,147	3,73
3/4	1,050	26,67	0,065	1,65	0,083	2,11	0,113	2,87	0,154	3,91
1	1,315	33,40	0,065	1,65	0,109	2,77	0,133	3,38	0,179	4,55
1 1/4	1,660	42,16	0,065	1,65	0,109	2,77	0,140	3,56	0,191	4,85
1 1/2	1,900	48,26			0,109	2,77	0,145	3,68	0,200	5,08
2	2,375	60,33					0,154	3,91	0,218	5,54
2 1/2	2,875	73,03					0,203	5,16	0,276	7,01

Steel grades: TP 304, TP304L, TP316, TP316L, TP321.

Random length, fixed length from 1.5 up to 12 m, depending on pipe dimensions.

Pipes are subjected to ultrasonic testing instead of hydrostatic test.

At customer's request pipes are subjected to intergranular corrosion test in accordance with ASTM A262, Practice E.

Supply of dimensions different to those indicated can be agreed upon.

Seamless Stainless Tubes and Pipes

EN 10216-5, DIN 17458

outside diameter, mm	Wall thickness, mm															
	1,00	1,20	1,60	2,00	2,30	2,60	2,90	3,20	3,60	4,00	4,50	5,00	5,60	6,30	7,10	8,00
6,00																
8,00																
10,00																
10,20																
12,00																
13,50																
14,00																
16,00																
17,20																
18,00																
19,00																
20,00																
21,30																
22,00																
25,00																
25,40																
26,90																
30,00																
31,80																
32,00																
33,70																
35,00																
38,00																
40,00																
42,40																
44,50																
48,30																
51,00																
54,00																
57,00																
60,30																
63,50																
70,00																
76,10																

Steel grades: pursuant to DIN and EN: X5CrNi18-10 (1.4301), X2CrNi19-11(1.4306), X6CrNiTi18-10 (1.4541), X6CrNiMoTi17-12-2 (1.4571); additionally only pursuant to DIN: X5CrNiMo17-12-2(1.4401), X2CrNiMo17-12-2 (1.4404).

Random, fixed length from 1.5 to 12 m, depending on tube dimensions.

Leakage test of pipes is made using non-destructive methods

Supply of dimensions different to those indicated can be agreed upon.

Welded Precision Tubes

EN 10305-2, DIN 2393

Outside diameter, mm	Wall thickness, mm						
	1,00	1,20	1,50	1,80	2,00	2,20	2,50
Nominal size	Nominal inside diameter and tolerances, mm						
20,00							
22,00							
25,00							
26,00							
28,00							
30,00							
32,00							
35,00							
38,00							
40,00							
42,00							
45,00							
48,00							
50,00							

Steel grades: EN 10305-2: E195, E235, E275; DIN 2394: RSt 34-2, RSt37-2, St 44-2.

Length up to 9 m, length of pipes with conservation coating up to 7,5 m

Delivery condition: EN 10305-2: +C; +N; DIN 2393: BK, NBK

Welded Precision Tubes

EN 10305-3, DIN 2394

Outside diameter, mm	Wall thickness, mm								
	0,80	1,00	1,20	1,50	1,80	2,00	2,20	2,50	3,00
Nominal size	Nominal inside diameter and tolerances, mm								
12,00									
16,00									
18,00									
19,00									
20,00									
22,00									
25,00									
28,00									
30,00									
32,00									
35,00									
38,00									
40,00									
42,00									
42,40									
45,00									
48,30									
51,00									
57,00									
60,00									
63,50									
76,00									

Steel grades: EN 10305-3: E195, E235, E275; DIN 2394: RSt 34-2, RSt37-2, St 44-2

Length up to 9 m, length of pipes with conservation coating up to 7,5 m

Delivery condition: EN 10305-3: +CR1; +CR2; +N; as per DIN 2394: BK, NBK.

Welded Precision Tubes

EN 10305-5, DIN 2395

Outside diameter, mm		Wall thickness, mm					
A	B	1,00	1,25	1,50	2,00	2,50	3,00
15	15						
20	10						
	15						
25	20						
	15						
30	25						
	15						
35	20						
	30						
40	20						
	35						
50	20						
	25						
60	25						
	30						
80	30						
	50						
	20						
	30						
	40						
	40						

Steel grades: as per DIN 2395: RSt 37-2, St 44-2, RSt 34-2; as per EN 10305-5: E195, E235, E275.

Length up to 9m.

Length of tubes with conservation coating up to 7.5m.

Delivery condition: as per DIN 2395: BKM; as per EN 10305-5: +CR1.

Manufacture of dimensions different to those indicated can be agreed upon.

Other

Welded Tubes and Pipes (Butt-welded)

EN 10255, DIN 2439/2440/2441

NPS		Dimensions, mm		
mm	inch	Light series	Medium series	Heavy series
15,00	1/2	21,3 x 2,35	21,3 x 2,65	21,3 x 3,25
20,00	3/4	26,9 x 2,35	26,9 x 2,65	26,9 x 3,25
25,00	1	33,7 x 2,90	33,7 x 3,25	33,7 x 4,05
32,00	1 1/4	42,4 x 2,90	42,4 x 3,25	42,4 x 4,05
40,00	1 1/2	48,3 x 2,90	48,3 x 3,25	48,3 x 4,05
50,00	2	60,3 x 3,25	60,3 x 3,65	60,3 x 4,50
65,00	2 1/2	76,1 x 3,25	76,1 x 3,65	76,1 x 4,50
80,00	3	88,9 x 3,65	88,9 x 4,05	88,9 x 4,85

Steel grades: 33, 37, 37.2.

Manufacture of light series in accordance with EN 10255 subject to agreement.

Pipes are supplied without thread and couplings.

Pipes are supplied galvanized or ungalvanized.

Welded Tubes and Pipes (HFI)

EN 10296-1, DIN 1626/2458

Outside diameter, mm	wall thickness, mm										
	0,80	1,00	1,20	1,40	1,60	1,80	2,00	2,30	2,60	2,90	3,20
12,00											
14,00											
16,00											
18,00											
19,00											
20,00											
21,30											
22,00											
25,00											
26,90											
30,00											
31,80											
32,00											
33,70											
35,00											
38,00											
40,00											
42,40											
44,50											
48,30											
51,00											
54,00											
57,00											
60,30											
63,50											
76,10											

Length up to 9 m.
 Maximum length of tubes with conservation coating is 7.5 m.
 Delivery condition: EN 10296-1: +U, +CR, +N; DIN 1626: BK, NBK

ChTPZ Group

21, Mashinostroitelei Str.
Chelyabinsk, Russia 454129
Tel: +7 (351) 255-60-25
Fax: + 7(351) 255-67-32
www.chtpz.ru

Uraltrubostal Trading House

48, Myasnitskaya Str.
Moscow, Russia 107078
Tel: +7 (495) 775-35-55
Fax: +7 (495) 933-27-83
exportsales@td-uts.ru

CHTPZ GROUP
